



Complaints involving Aboriginal and Torres Strait Islander corporations

1 January to 30 June 2019

Report prepared July 2019

Introduction

This report provides an overview of complaints submitted to the Registrar between 1 January and 30 June 2019. It also includes comparisons to data from previous periods.

As at 30 June 2019 a total of **3198** Aboriginal and Torres Strait Islander corporations were registered under the *Corporations (Aboriginal and Torres Strait Islander) Act 2006* (CATSI Act).

Key findings

For the six months between 1 January and 30 June 2019:

- » **258** complaints were received
- » **240** complaints were finalised
- » the average number of complaints received each month was **43**
- » the average number of days to finalise complaints by type was:
 - straightforward—**23 days** (previous period nine days)
 - detailed—**18 days** (previous period 12 days)
 - complex—**83 days** (previous period 72 days)
- » the largest category of complaints received related to the conduct of **directors and officers (83)**.

Changes in the number of complaints over recent years

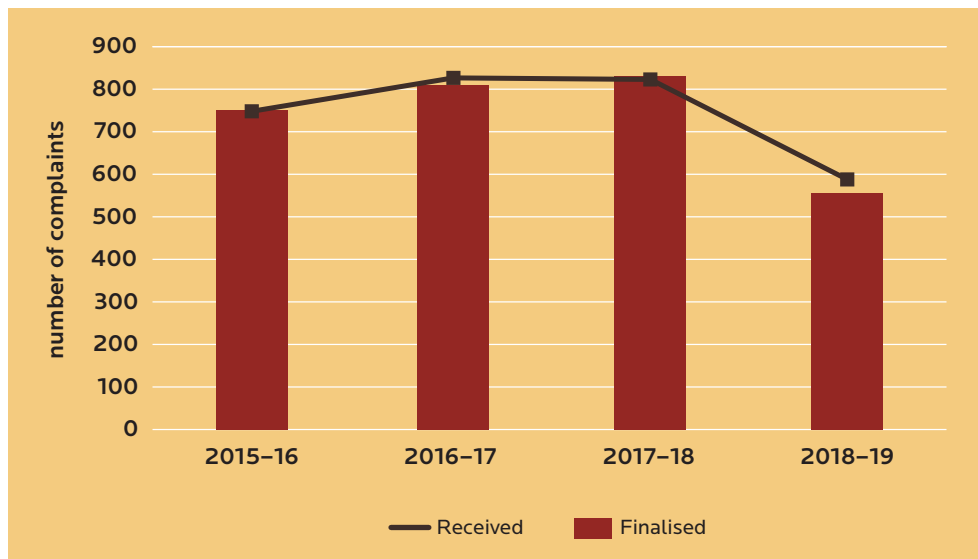
Table 1: Comparison of complaints received and finalised, six-monthly periods

Six-monthly period	Number received	Number finalised
1 July to 31 December 2017	428	428
1 January to 30 June 2018	403	395
1 July to 31 December 2018	330	317
1 January to 30 June 2019	258	240

Table 2: Number of complaints received and finalised, 2015–16 to 2018–19

Year	Number received	Number finalised	Number carried over to the next year
2015–16	751	748	25
2016–17	810	827	8
2017–18	831	823	8
2018–19	588	557	31

Figure 1: Number of complaints received and finalised, 2015–16 to 2018–19



Dealing with complaints

Table 3: Average number of days to finalise complaints by complexity, 1 January to 30 June 2019

	Straightforward	Detailed	Complex
January 2019	3	15	130
February 2019	17	6	20
March 2019	62	23	100
April 2019	16	15	15
May 2019	26	24	164
June 2019	7	28	–
Average for six-month period (rounded)	23	18	86

Table 4: Number of complaints received by complexity, six-monthly periods

	Jul–Dec 2017	Jan–Jun 2018	Jul–Dec 2018	Jan–Jun 2019
Straightforward	240 (56%)	168 (42%)	125 (38%)	97 (38%)
Detailed	141 (33%)	146 (36%)	171 (52%)	128 (49%)
Complex	47 (11%)	80 (20%)	34 (10%)	33 (13%)
Total	428	403	317	258*

* At the time of reporting nine complaints received had not been categorised by complexity.

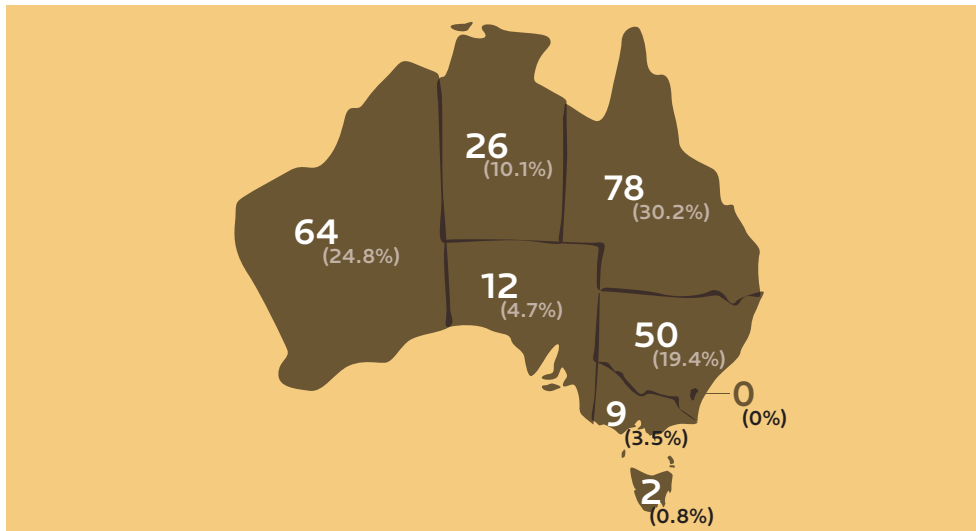
Categories of complaints

Table 5: All complaints received by category, 1 January to 30 June 2019

Rank	Complaint category	Number received
1	Corporation directors and officers Complaints about the conduct of directors or breaches of directors, officers or employees' duties.	83
2	Multiple categories Complaints that each cover a number of issues and are not easily placed into a single complaint category.	41
3	Corporation meetings Complaints that members' or directors' meetings are not being held or meetings are not being held in accordance with the corporation's rules or the CATSI Act.	37
4	Other This group of complaints cover a wide range of issues that are within the Registrar's jurisdiction but not easily placed within the other defined complaint categories.	36
5	Membership issues Complaints about the management of memberships, including incorrect membership details, removal of members, or members not being provided with information about their membership.	22
6	Extreme risk rating Complaints generated by a corporation's audited financial statements showing a loss, inadequate current assets to meet current liabilities, a qualified audit, or other anomaly.	12
7	Out of scope Complaints about matters outside the Registrar's jurisdiction. This includes, but is not limited to, compliance with funding agreements, corporation business decisions and staffing. This category excludes native title matters. Although native title is outside the Registrar's jurisdiction, complaints of this nature are recorded separately in 'native title' to provide data that may inform the Registrar's support services.	11
8	Native title Complaints about the way that native title matters are managed. This includes, but is not limited to, who can be a member of the claim group, how native title decisions are taken and the boundaries of the native title claim. While the Registrar cannot provide advice on these matters, the office tries where possible, to provide the complainants with information about other complaint-handling bodies that do have jurisdiction in native title matters.	5
9	Record keeping and financial issues Allegations of financial irregularities or misuse/misappropriation of corporation funds, members are not given information about the corporation's finances, corporation records not accurately kept, or the corporation is trading while insolvent.	5
10	Rules Complaints about the corporation's rules.	3
11	Dispute handling Complaints about how a corporation is managing an internal dispute.	2
12	Annual returns compliance Complaints that a corporation has not met its annual reporting obligations under the CATSI Act.	1
13	Public register and lodgement of documents Complaints about documents released on the public Register of Aboriginal and Torres Strait Islander Corporations at www.oric.gov.au .	—

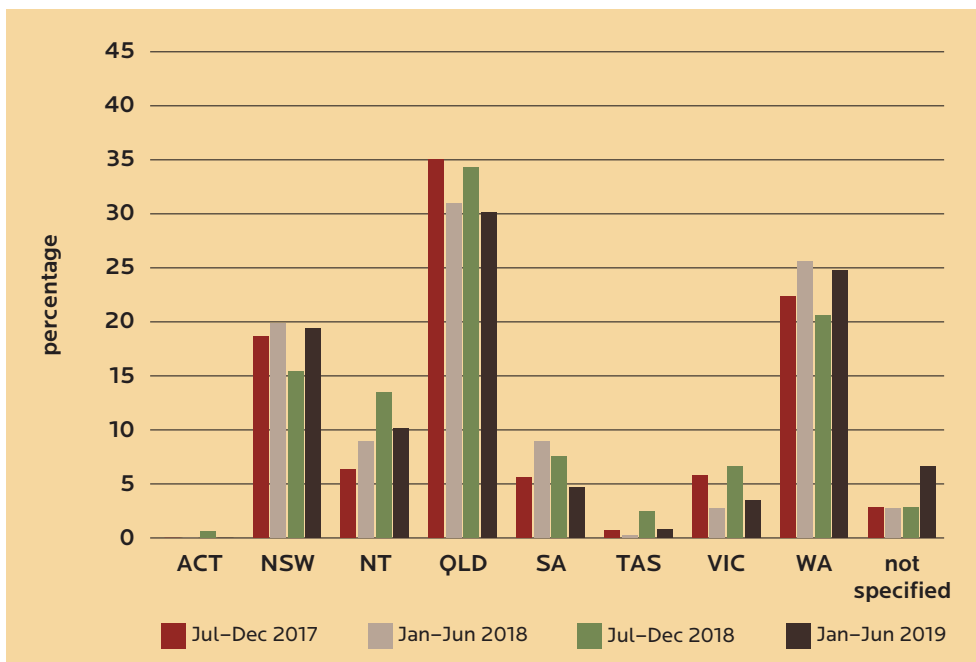
Geographic spread of complaints

Figure 2: Complaints received by state/territory, 1 January to 30 June 2019



Note: Seventeen complaints (6.6 per cent) were made where the corporation, and therefore the state, was not identified.

Figure 3: Percentage share of complaints received by state/territory, six-monthly periods



Geographic spread of corporations involved in complaints

Figure 4: Corporations involved in complaints received by state/territory, 1 January to 30 June 2019

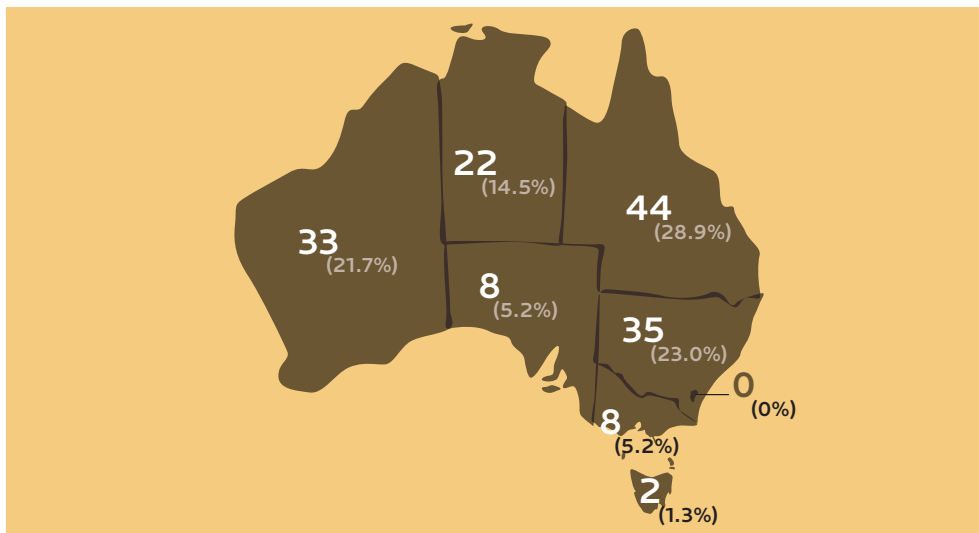
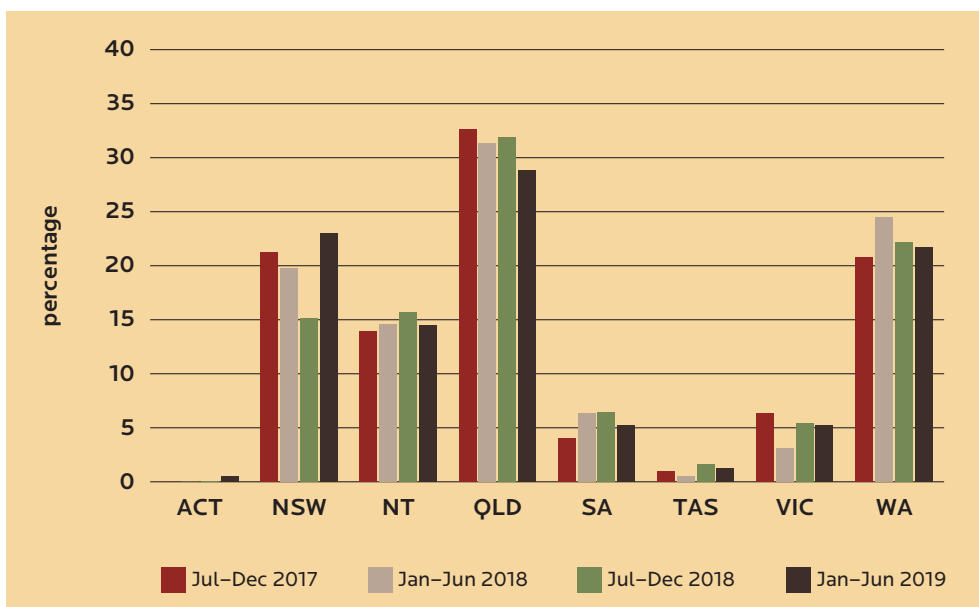


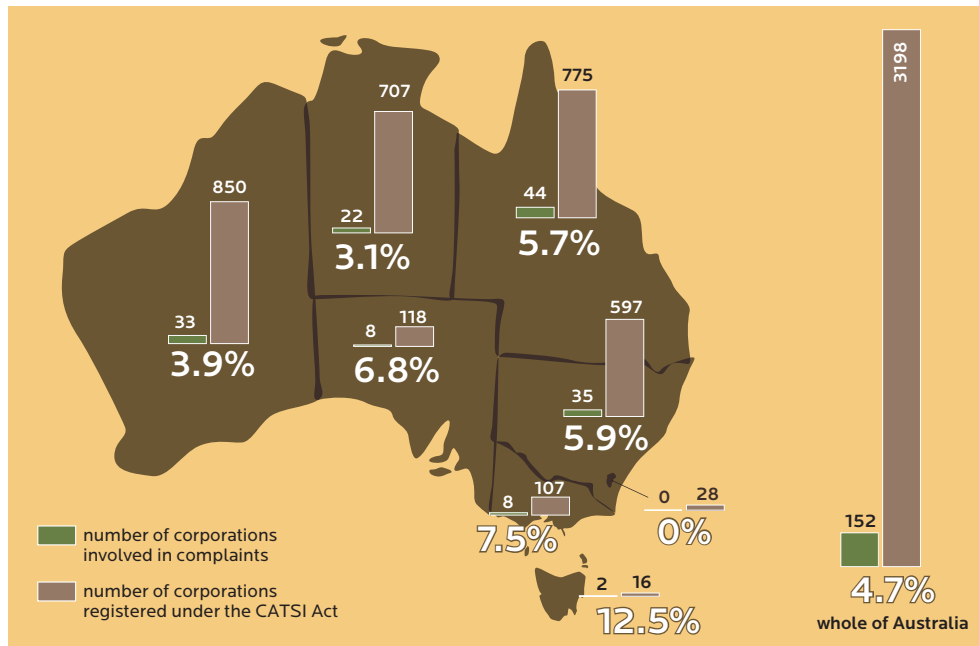
Figure 5: Percentage share of corporations involved in complaints by state/territory, six-monthly periods



Proportional level of corporations involved in complaints

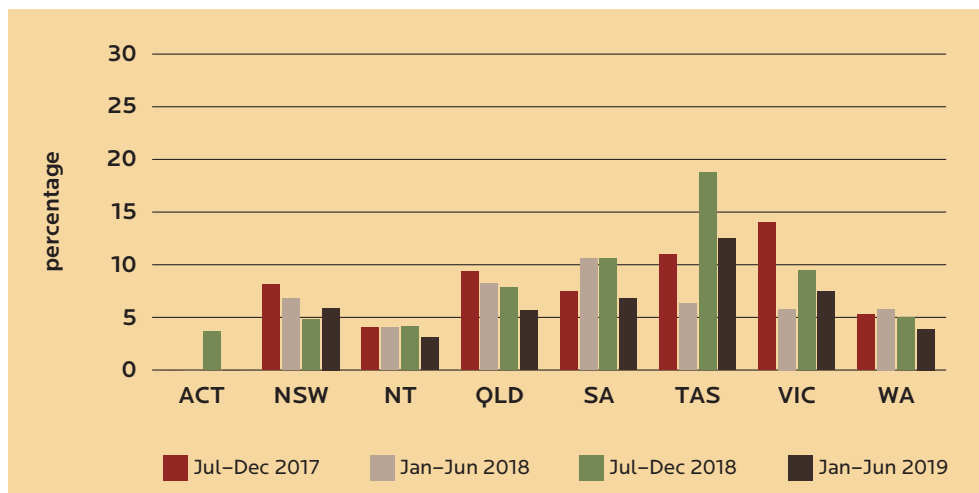
Australia-wide 4.8 per cent of all corporations were involved in complaints.

Figure 6: Proportion of corporations involved in complaints by state/territory, 1 January to 30 June 2019



The map shows the number and percentage of corporations involved in complaints in each state and territory against the number of corporations registered in that state/territory.

Figure 7: Proportion of corporations involved in complaints by state/territory, six-monthly periods



The Registrar publishes a wide range of information to help corporations deal with complaints they receive, and to help people understand what types of complaints the Registrar's office can deal with and the related complaints management process. This includes fact sheets, policy statements and newsletters as well as information available at oric.gov.au.