



## Aboriginal and Torres Strait Islander corporations entering external administration

2015–16

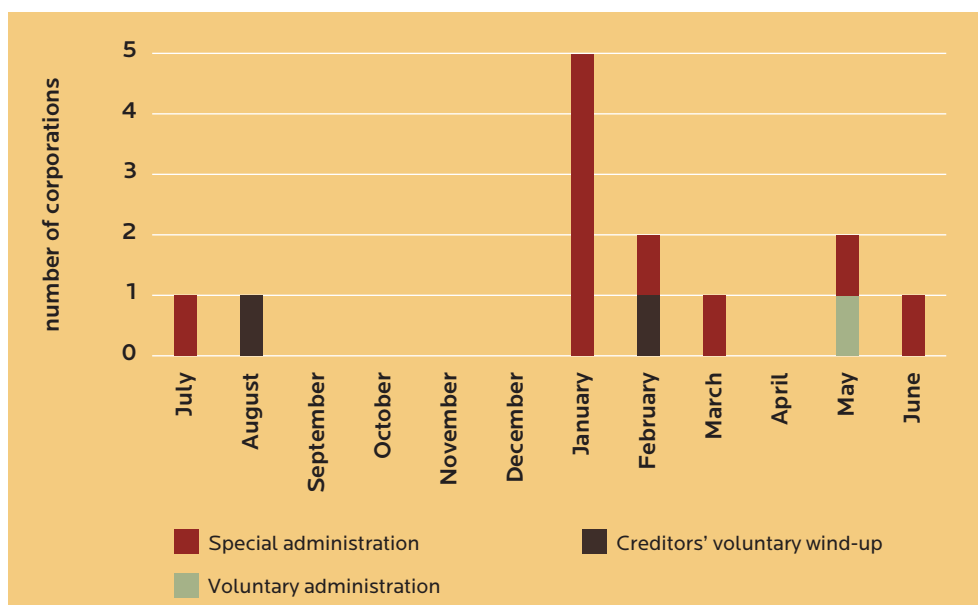
Report prepared October 2016

### Appointment type

**Table 1:** External administration appointment types, six monthly comparison

Appointment type	July to December 2015	January to June 2016
Special administration	1	9
Receiver appointed	0	0
Deed of corporation arrangement	0	0
Voluntary administration	0	1
Provisional wind-up	0	0
Members' voluntary wind-up	0	0
Creditors' voluntary wind-up	1	1
Court wind-up	0	0
<b>TOTAL</b>	<b>2</b>	<b>11</b>

**Figure 1:** Corporations entering external administration by type of appointment, 2015–16



**Table 2:** External administration appointment types, annual comparison

Appointment type	2013–14	2014–15	2015–16
Special administration	11	9	10
Receiver appointed	0	0	0
Deed of corporation arrangement	0	1	0
Voluntary administration	1	0	1
Provisional wind-up	0	0	0
Members' voluntary wind-up	0	1	0
Creditors' voluntary wind-up	1	2	2
Court wind-up	2	1	0
<b>TOTAL</b>	<b>15</b>	<b>14</b>	<b>13</b>

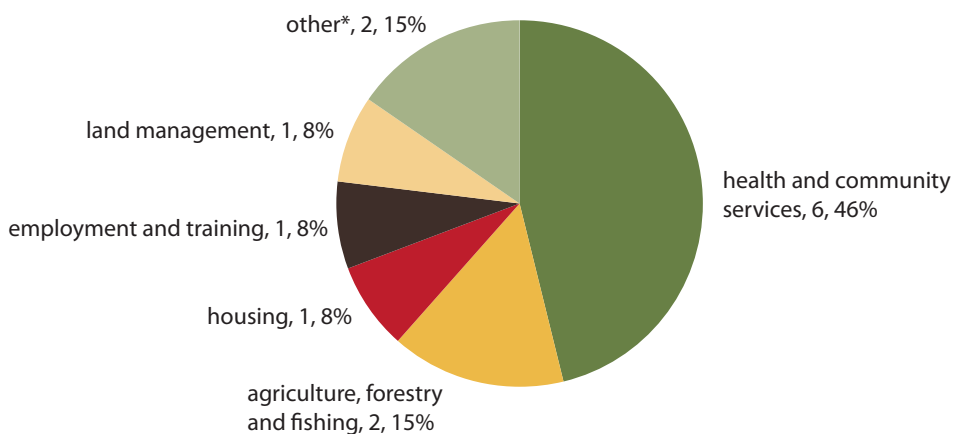
## Industry

**Table 3:** External administration appointments by industry, 2015–16

Industry	Number of appointments	Percentage of appointments
Health and community services	6	46%
Agriculture, forestry and fishing	2	15%
Housing	1	8%
Land management	1	8%
Employment and training	1	8%
Other—tourism	1	8%
Other—sport and recreation	1	8%

Note: The total percentage does not add up to 100 per cent due to rounding.

**Figure 2:** External administration appointments by industry, 2015–16



Note: \* Other: one corporation was operating in tourism and the other was in sport and recreation.

## Location

**Figure 3:** Number of external administration appointments by state/territory, 2015–16



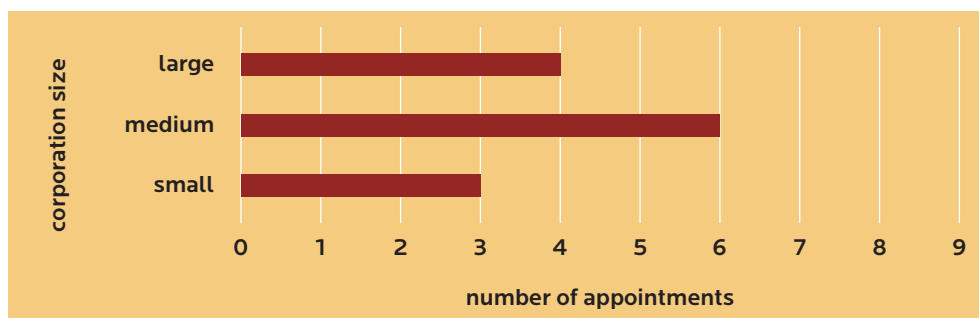
**Table 4:** Corporations entering external administration by state/territory and industry, 2015–16

State/territory	Agriculture, forestry and fishing	mining	manufacturing	municipal services	construction	wholesale trade	shops	accommodation, cafes and restaurants	transport and storage	communication services	insurance	housing	defence	education (including child care)	health and community services	art centres	personal and other services	employment and training	land management	Other*	Total	
NSW												1			1							2
VIC																						0
QLD															1						1	2
SA																						0
WA	2																		1			3
TAS																						0
NT															4			1		1		6
ACT																						0
<b>Total</b>	<b>2</b>	<b>0</b>	<b>0</b>	<b>0</b>	<b>0</b>	<b>0</b>	<b>0</b>	<b>0</b>	<b>0</b>	<b>0</b>	<b>0</b>	<b>1</b>	<b>0</b>	<b>0</b>	<b>6</b>	<b>0</b>	<b>0</b>	<b>1</b>	<b>1</b>	<b>2</b>	<b>13</b>	

Note: \* Other: one corporation was operating in tourism and the other was in sport and recreation.

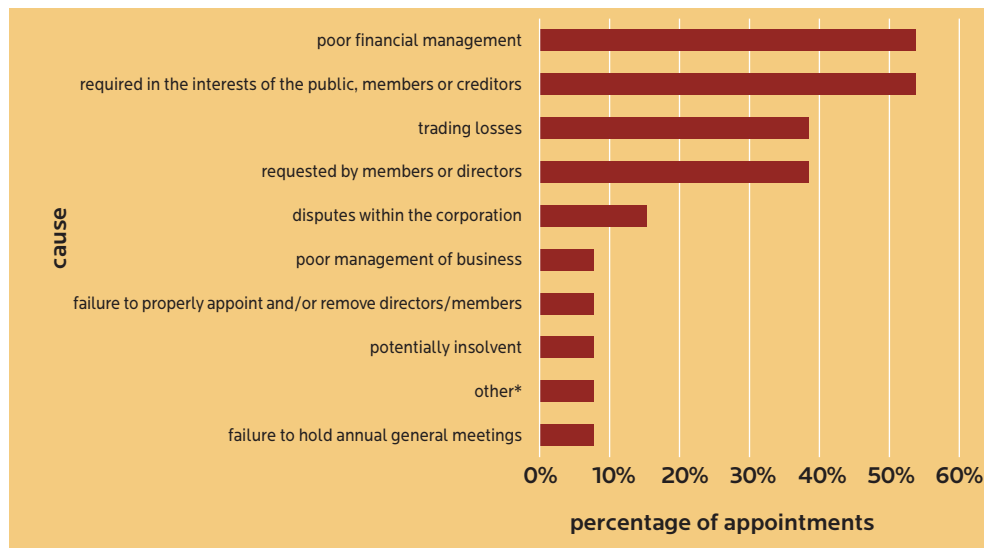
## Corporation size

**Figure 4:** Number of external administration appointments by corporation size, 2015–16



## Main causes of failure

**Figure 5:** Main causes leading to appointment of an external administrator, 2015–16



Note: \* Other includes failure to comply with a compliance notice.

## Appendix

### About the reports

The statistical reports provide an overview of Aboriginal and Torres Strait Islander corporations entering external administration. It covers the specified period.

The reports are compiled from estimates and opinions contained in:

- » reports lodged with the Registrar by liquidators, receivers and voluntary administrators (external administrators' reports)
- » determinations to place an Aboriginal and Torres Strait Islander corporation under special administration including notices issued by the Registrar to show cause why a corporation should not be placed under special administration and the responses from corporations.

### Conditions and limitations of the reports

- » In compiling the statistics in the reports, the Registrar relies on the information in external administrator reports lodged with the Registrar. The Registrar has not verified or sought to confirm the accuracy of any information in these reports. Accordingly, the statistics in the reports cannot be construed or relied on as representing a complete and accurate depiction.
- » The Registrar encourages external administrators to report in the format of Schedule B to the Australian Securities and Investments Commission Regulatory Guide 16 *External administrators: Reporting and lodging* (RG 16) but use of this format is not enforced.
- » To avoid double counting, all statistics are compiled only from the final external administration event in that reporting period. This allows for corporations that may be subject to more than one appointment type and those that may go in and out of external administration more than once during the specified period of the report.
- » Corporations and external administrators select from a predetermined set of options for industry type. In many cases Aboriginal and Torres Strait Islander corporations operate in multiple industries. Statistics by industry are shown for the corporation's main industry.
- » Statistics by region use the latest main place of business address on the Register of Aboriginal and Torres Strait Islander Corporations.
- » Percentages in this report may not add up to 100 per cent due to rounding.